
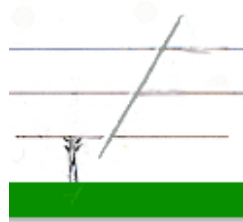


How to train your cordon apple or pear from a maiden tree



Step 1

Prepare your wire system at distances of 18 inches. Plant your maiden tree.



Step 2

Once your maiden tree has dropped its leaves in autumn, prune the tree to approximately 30-40cms (12-15 inches) just above a bud. Install cane at 45 degrees.



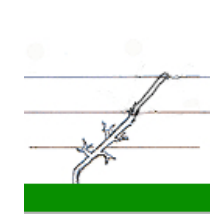
Step 3

During the summer tie in the new leader and prune the other growths to 2-3 buds to help fruiting spurs.



Step 4

For the second winter, prune the leader again to allow more growth to appear, to be pruned into fruiting spurs. Train the top bud to continue growth up the cane and wires.



Step 5

Continue these steps to grow the cordon up the wires until the top is reached. Prune out the top bud to stop growth.



A cordon on a 3 wire system

Cordons are recommended to plant at distances of 18-20 inches (45-50cms) apart.